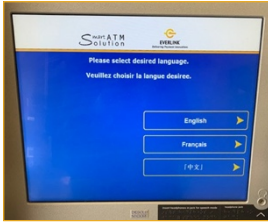


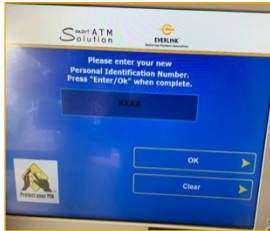
# ATM INSTRUCTIONS

**STEP 1:** Insert your debit card.

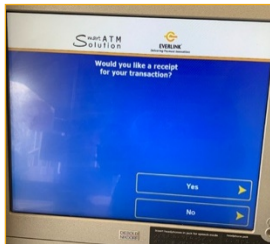
**STEP 2:** Select language if prompted.



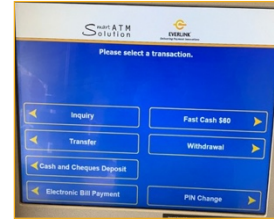
**STEP 3:** Enter PIN number.  
Press OK.



**STEP 4:** Choose YES to get a printed copy of your receipt.

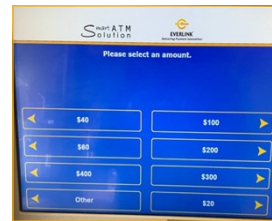


**STEP 5:** Transaction – Choose WITHDRAWAL to take out cash.



**STEP 6:** Choose your account type.  
(Typically Chequing)

**STEP 7:** Enter WITHDRAWAL amount.



**STEP 8:**  
Take your money.

**STEP 9:**  
Take your receipt.

**STEP 10:**  
Take your debit card.

